

ADDENDUM NO. TWO (2)
SUPPLEMENT ONE (1)

SECURITY ACCESS CONTROL AND VIDEO SURVEILLANCE SYSTEM
UPGRADES

ROANOKE BLACKSBURG REGIONAL AIRPORT,
ROANOKE, VIRGINIA

AIP Project No. 3-51-0045-PENDING
AEG, Inc. Project No. 18100
RRAC Bid No. 18-014

June 22, 2018

From: Ascent Engineering Group, Inc.
5228 Valleypointe Parkway, Suite 4
Roanoke, Virginia 24019

To: All Plan Holders of Record


This Addendum Supplement is hereby made a part of the contract documents and specifications of the above referenced project. All other requirements of the original specification shall remain in effect in their respective order. Acknowledge receipt of this addendum by inserting its number and date in the proposal form.

PHOTOGRAPHS OF THE SOC AND MDF ROOMS FOR REFERENCE ONLY

1. Three photographs of the Main Data Room (MDF) and one photograph for the Security Operation Center (SOC). These photographs are being provided for reference only.

ATTACHMENTS:

1. IMAGE #IMG_5019
2. IMAGE #IMG_5024
3. IMAGE #IMG_5034
4. IMAGE #IMG_5038



517EPS1

DC Output A OUTPUT ALARM MUTE ALARM B DC Output OUTPUT

GE Security

704-R	732-R	732-R	711-R	711-R	711-R	711-R
LVL/LOSS	LVL/LOSS	LVL/LOSS	LVL/LOSS	LVL/LOSS	LVL/LOSS	LVL/LOSS
VIDEO OUT	VIDEO OUT	VIDEO OUT	DATA IN	DATA IN	DATA IN	DATA IN
VIDEO OUT	DATA IN	DATA IN	DATA OUT	DATA OUT	DATA OUT	DATA OUT
BAGGAGE SCREENING	ENABLED	ENABLED	ENABLED	ENABLED	ENABLED	ENABLED

517EPS1

DC Output A OUTPUT ALARM MUTE ALARM B DC Output OUTPUT

GE Security


711-R	711-R	711-R	711-R
LVL/LOSS	LVL/LOSS	LVL/LOSS	LVL/LOSS
DATA IN	DATA IN	DATA IN	DATA IN
DATA OUT	DATA OUT	DATA OUT	DATA OUT
ENABLED	ENABLED	ENABLED	ENABLED

7732-R	7732-R	7732-R	7732-R	7732-R	7732-R	7732-R	7732-R	7732-R	7732-R	7732-R	7732-R	732-R	714-R	732-R	703-R	711-R	7711-R
LVL/LOSS	LVL/LOSS	LVL/LOSS	LVL/LOSS	LVL/LOSS	LVL/LOSS	LVL/LOSS	LVL/LOSS	LVL/LOSS	LVL/LOSS	LVL/LOSS	LVL/LOSS	LVL/LOSS	LINK	LVL/LOSS	LVL/LOSS	LVL/LOSS	LVL/LOSS
VIDEO OUT	VIDEO OUT	VIDEO OUT	VIDEO OUT	VIDEO OUT	VIDEO OUT	VIDEO OUT	VIDEO OUT	VIDEO OUT	VIDEO OUT	VIDEO OUT	VIDEO OUT	VIDEO OUT	ACTIVITY	VIDEO OUT	VIDEO OUT	DATA IN	DATA IN
DATA IN	DATA IN	DATA IN	DATA IN	DATA IN	DATA IN	DATA IN	DATA IN	DATA IN	DATA IN	DATA IN	DATA IN	DATA IN	LINK	DATA IN	VIDEO OUT	DATA OUT	DATA OUT
DATA OUT	DATA OUT	DATA OUT	DATA OUT	DATA OUT	DATA OUT	DATA OUT	DATA OUT	DATA OUT	DATA OUT	DATA OUT	DATA OUT	DATA OUT	ACTIVITY	DATA OUT	ENABLED	ENABLED	ENABLED
ENABLED	ENABLED	ENABLED	ENABLED	ENABLED	ENABLED	ENABLED	ENABLED	ENABLED	ENABLED	ENABLED	ENABLED	ENABLED	POWER	ENABLED			

Labels: AIR CANO NE, TUNNEL SOUTH, TUNNEL NORTH, BLDG 31 OFFICE, BLDG 31 VEHICLE, BLDG 31 NORTH, BLDG 31 SOUTH, GATE 50, GATE 47, FENCE 66, FENCE 67, BLDG 21 CAM 77, HANDBR 4, GATE 34, GATE 34A, GATE 34B, HDR GATE 47

732-R	732-R	732-R	732-R	732-R	732-R	732-R	732-R	732-R	732-R	711-R	732-R	714-R	714-R	714-R	711-R	711-R	711-R
LVL/LOSS	LVL/LOSS	LVL/LOSS	LVL/LOSS	LVL/LOSS	LVL/LOSS	LVL/LOSS	LVL/LOSS	LVL/LOSS	LVL/LOSS	LVL/LOSS	LVL/LOSS	LINK	LINK	LINK	LVL/LOSS	LVL/LOSS	LVL/LOSS
VIDEO OUT	VIDEO OUT	VIDEO OUT	VIDEO OUT	VIDEO OUT	VIDEO OUT	VIDEO OUT	VIDEO OUT	VIDEO OUT	VIDEO OUT	DATA IN	VIDEO OUT	ACTIVITY	ACTIVITY	ACTIVITY	DATA IN	DATA IN	DATA IN
DATA IN	DATA IN	DATA IN	DATA IN	DATA IN	DATA IN	DATA IN	DATA IN	DATA IN	DATA IN	DATA OUT	DATA IN	LINK	LINK	LINK	DATA OUT	DATA OUT	DATA OUT
DATA OUT	DATA OUT	DATA OUT	DATA OUT	DATA OUT	DATA OUT	DATA OUT	DATA OUT	DATA OUT	DATA OUT	ENABLED	DATA OUT	ACTIVITY	ACTIVITY	ACTIVITY	ENABLED	ENABLED	ENABLED
ENABLED	ENABLED	ENABLED	ENABLED	ENABLED	ENABLED	ENABLED	ENABLED	ENABLED	ENABLED	ENABLED	ENABLED	POWER	POWER	POWER			

Labels: GATE 43, TUNNEL NORTH, TUNNEL EAST, TUNNEL SOUTH, TUNNEL WEST, VALI NORTH, VALI SOUTH, AIR CANO NE, GATE 44, GATE 44A, GATE 44B, STAR 400, STAR 400A, WEST RM 300, STAR HDG 20, HIGH GATE 44, HIGH GATE 44A, HIGH GATE 30B



INTELLEX DVMS

AD AMERICAN DYNAMICS

INTELLEX 1

Intellex DVMS is a black server unit with a central control panel. The panel features a gold-colored keyhole at the top, a row of five status LEDs (green, red, red, red, red) with corresponding icons (power, battery, fan, fan, power), and a small circular indicator light. The front panel has horizontal ventilation slats on both sides.

EXTENDED STORAGE MODULE

AD AMERICAN DYNAMICS

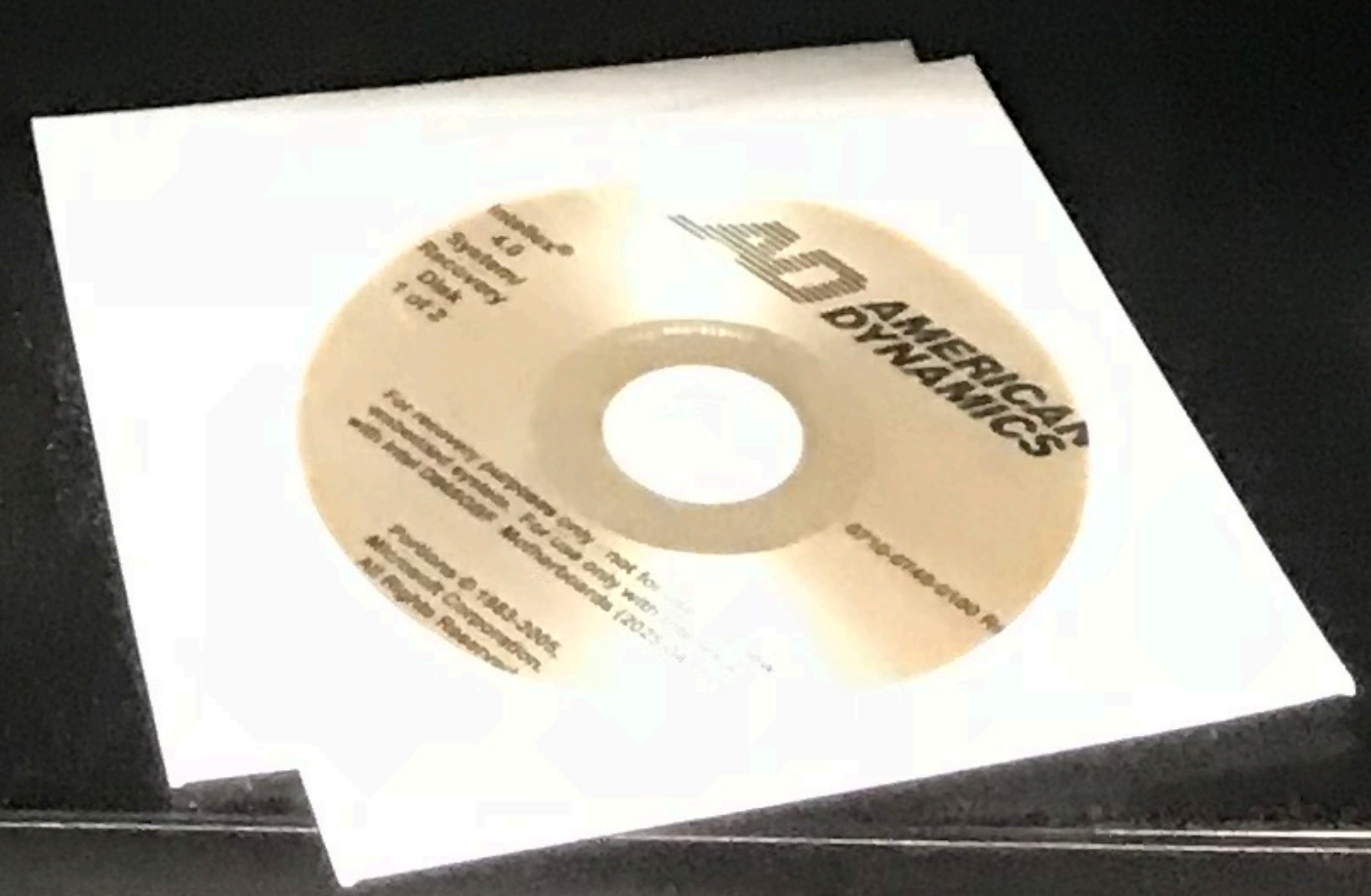
The Extended Storage Module is a black server unit with a small green power LED and a hard drive icon on the left side of the front panel.

INTELLEX ULTRA

AD AMERICAN DYNAMICS

INTELLEX 2

Intellex Ultra is a black server unit with a perforated front panel. On the right side, there is a control panel with three buttons: a power button (POWER), a record button (REC), and an alarm button (ALARM). Below the buttons is a small Ethernet port. The unit is secured with metal latches on both sides.





CT105

O5C

O5C

O5C

O5C

O5C

O5C

O5C

TRIPPLITE

TRIPPLITE

PowerEdge R630

Dell

Dell

ShoreTel

Com-Net KVM SWITCH

KVM 06

KVM 05

BLACK BOX

REMOVING FROM	AIRLINE	FLIGHT	TIME	CLAIM	STATUS
ATLANTA	DELTA	3458	4:05 PM		ON TIME
CHICAGO O'HARE	UNITED	4842	5:09 PM		ON TIME
HARLOTTE	AMERICAN	4842	5:16 PM		ON TIME
WASHINGTON-DAD	UNITED	3918	6:23 PM		ON TIME
ATLANTA	DELTA	4694	6:34 PM		ON TIME

DEPARTING TO	AIRLINE	FLIGHT	TIME	GATE	STATUS
ATLANTA	DELTA	3458	4:40 PM	4	ON TIME
ATLANTA	DELTA	4842	5:42 PM	3	ON TIME
HARLOTTE	AMERICAN	4842	5:50 PM	2	ON TIME
CHICAGO O'HARE	UNITED	4507	6:59 PM	4	ON TIME
ATLANTA	DELTA	4694	6:59 PM	4	ON TIME
HARLOTTE	AMERICAN	4950	7:47 PM	5	ON TIME

